

Using the Verb "To Be"

Practice using
the verb "to be."

I am (I'm)

She is (She's)

We are (We're)

They are (They're)

He is (He's)

It is (It's)

You are (You're)

A. Fill in the missing words. The first one is done for you.



Hello. I am Binh. I _____ from Vietnam.

This is my class. We _____ from different countries.

She _____ Anna. She _____ from Greece.

He _____ Amin. He _____ from Lebanon.

They _____ Luis and Rosa. They _____ from Mexico.

B. Write the correct form of the verb "to be" in the blank. The first one is done for you.


1. The desk is on the left.
2. The students _____ in the gym.
3. We _____ from London, England.
4. You _____ not Chinese.
5. The girls _____ tired.
6. It _____ 3:00.
7. His first name _____ Paul.
8. Mary and Henry _____ nervous about the test.
9. I _____ angry at the boys.
10. My friends _____ from Canada.
11. They _____ homesick for their country, Mexico.
12. September _____ before October.
13. Marjorie _____ wearing a T-shirt today.
14. We _____ all students.

Skill Objective: Reviewing present forms of to be. Ask students, "Where are you from? Where is (Paco, Binh) from? Where are (Tomas and Gina) from? Where are you and (Ali) from?" Use the responses to build a chart on the board with all the present forms of "to be" ("I am from . . ." "He is from . . ." etc.). Review the chart together. *Part A:* Do this as an oral exercise before assigning it as independent work. *Part B:* Go over the first two sentences as an oral exercise before assigning the Part as independent work.


Describing People and Things

Write sentences to describe people and things.

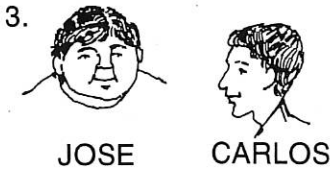
Write the sentences. Use the adjectives in the Data Bank. The first two are done for you.




- a. Ted is old.
- b. Jan is young.




- a. _____
- b. _____



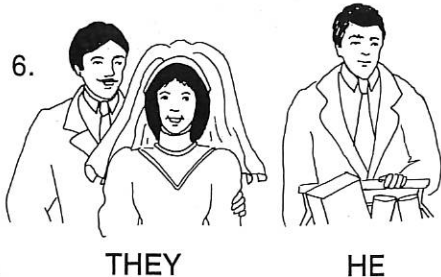
- a. _____
- b. _____



- a. _____
- b. _____



- a. _____
- b. _____



- a. _____
- b. _____

DATA BANK

thin
expensive

young
short

single
old

cheap
married

tall
fat

beautiful
ugly

Skill Objective: Reviewing adjectives and present forms of *to be*. Encourage students to call out the opposites as you say the following words: *big, fat, expensive, tall, beautiful, old, good, different, sad*. Ask volunteers to orally provide contrasting ("opposite") sentences to go with each pair of sketches on the page. Students can refer to the Data Bank for appropriate adjectives. Assign the page for independent work.